

#### LIVEN LVH Series

AGM (Absorbent Glass Material) technology with gas recombination. The LVH series Valve Regulated Lead Acid (VRLA) battery is designed for heavy load discharge applications with 8 years design life in float service. By using strong grids and specially designed active material is with lower I.R, lower self discharge rate, high power, and longer service life performance. Generally the LVH series offers 30% more power output than the standard range.

#### Application:

- High Power
- Uninterrupted Power Supplies
- Datacenters
- Emergency backup power supply
- Alarm and security system
- Communication power supply
- DC power supply
- Electric Tools

#### Dimensions:

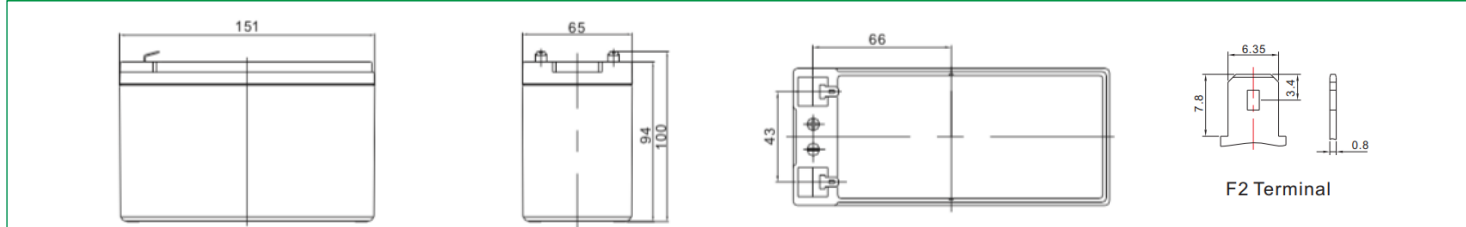
Length	151±1mm (5.94 inches)
Width	65±1mm (2.56 inches)
Height	94±1mm (3.70 inches)
Total Height	100±1mm (3.94 inches)

#### Specification:

Cells Per Unit	6
Voltage Per Unit	12
Nominal Capacity	36W@15min-rate to 1.67V per cell @25°C
Weight	Approx. 2.60 Kg ±2%
Internal Resistance	Approx. 18 mΩ
Terminal	F2
Max. Discharge Current	90A (5 sec)
Design Life	8 years floating Eurobat (20°C): 6-9 years General Purpose
Recommended Maximum Charging Current	2.7 A
Reference Capacity	C20 9.0AH
Standby Use Voltage	13.7 V~13.9 V @ 25°C Temperature Compensation: -3mV/°C/Cell
Cycle Use Voltage	14.6 V~14.8 V @ 25°C Temperature Compensation: -4mV/°C/Cell
Operating Temperature Range	Discharge: -15°C~50°C Charge: -10°C~45°C Storage: -15°C~50°C
Normal Operating Temperature Range	25°C±5°C
Self Discharge	LIVEN Valve Regulated Lead Acid (VRLA) batteries can be stored for up to 6 months at 25°C and then recharging is recommended. Monthly Self-discharge ratio is less than 3% at 25°C. Please charge batteries before using.
Container Material	A.B.S. UL94-HB, UL94-V0 Optional.



#### Drawing:



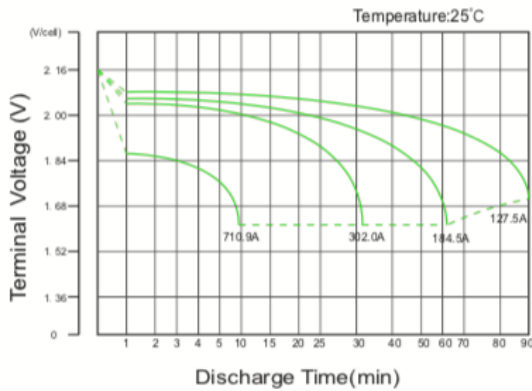
#### Constant Current Discharge (CC, Unit: A) at 25°C (77°F)

F.V/Time	3MIN	5MIN	8MIN	10MIN	15MIN	20MIN	30MIN	60MIN	90MIN
1.60V	41.37	35.97	29.91	26.39	20.40	16.51	11.73	6.686	4.873
1.67V	38.28	33.29	28.05	24.76	19.33	15.40	11.18	6.372	4.639
1.70V	36.69	31.90	27.07	23.86	18.74	14.81	10.86	6.189	4.499
1.75V	34.65	30.13	25.71	22.41	17.86	14.41	10.56	6.087	4.399
1.80V	32.59	28.34	24.36	20.94	16.97	13.98	10.23	5.967	4.292
1.85V	30.41	26.45	22.91	19.42	16.00	13.49	9.854	5.824	4.163

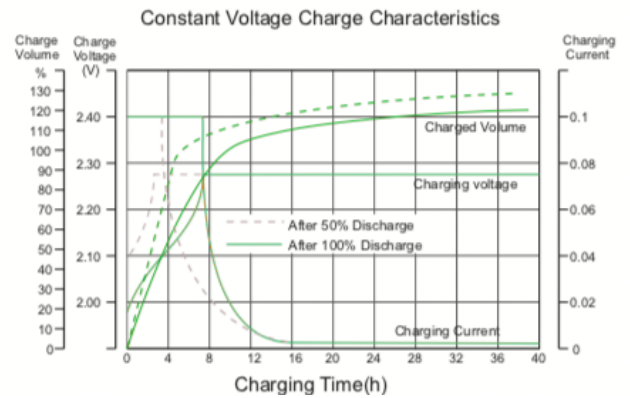
#### Constant Power Discharge (CP, Unit: W/Battery) at 25°C (77°F)

F.V/Time	3MIN	5MIN	8MIN	10MIN	15MIN	20MIN	30MIN	60MIN	90MIN
1.60V	449.5	390.9	329.8	292.7	227.6	182.1	129.6	74.2	54.3
1.67V	420.0	365.2	312.3	277.3	217.9	171.5	124.7	71.4	52.2
1.70V	407.3	354.2	305.0	270.4	213.7	166.9	122.6	70.1	51.2
1.75V	389.6	338.8	293.4	257.2	206.2	164.4	120.7	69.9	50.7
1.80V	371.7	323.2	281.9	243.8	198.7	161.8	118.7	69.5	50.2
1.85V	353.9	307.7	270.5	230.6	191.2	159.4	116.6	69.2	49.7

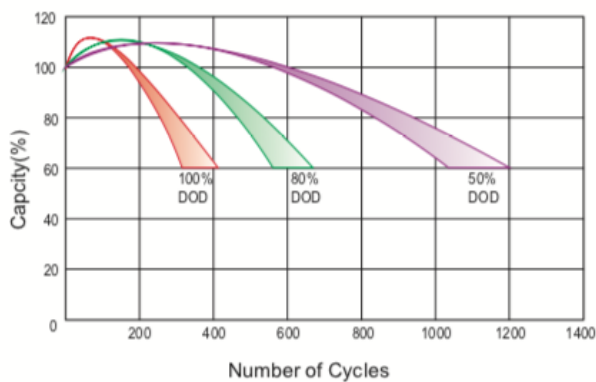
### Discharge Characteristics Curve



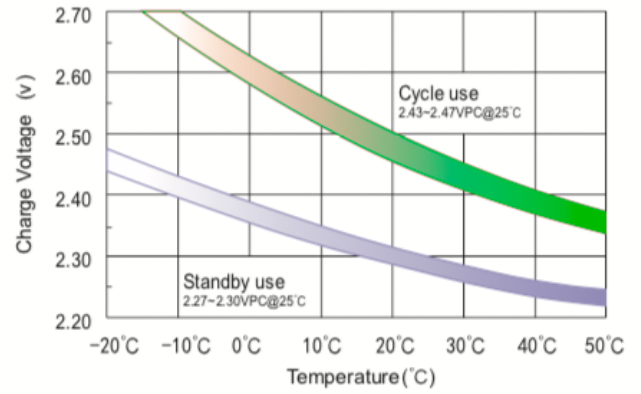
### Charge Characteristic Curve For Standby Use



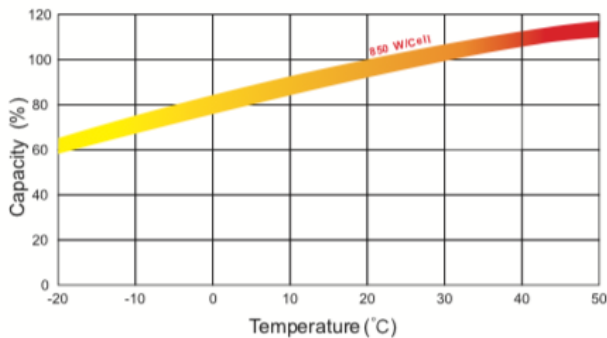
### Cycle Life In Relation To Depth Of Discharge (up to 15')



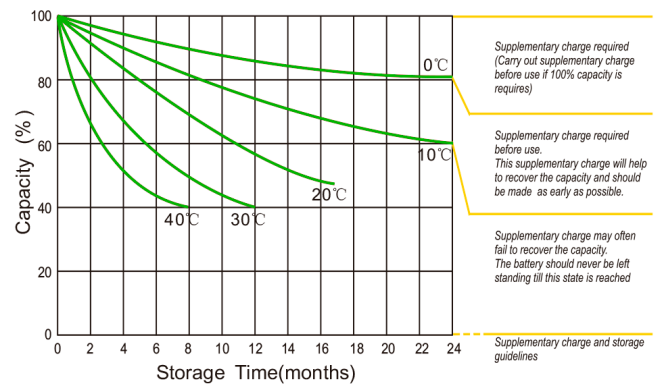
### Relationship Between Charging Voltage And Temperature



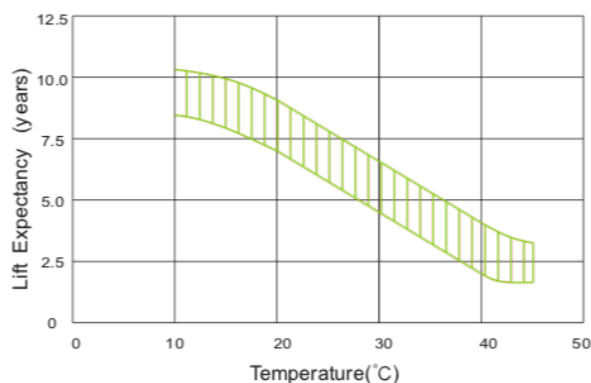
### Temperature Effects On Capacity



### Storage Characteristics



### Effect Of Temperature On Long Term Life



### Life Characteristics Of Standby Use

