

LIVEN LVH Series

AGM (Absorbent Glass Material) technology with gas recombination. The LVH series Valve Regulated Lead Acid (VRLA) battery is designed for heavy load discharge applications with 8 years design life in float service. By using strong grids and specially designed active material is with lower I.R, lower self discharge rate, high power, and longer service life performance. Generally the LVH series offers 30% more power output than the standard range.

Application:

- High Power
- Uninterrupted Power Supplies
- Datacenters
- Emergency backup power supply
- Alarm and security system
- Communication power supply
- DC power supply
- Electric Tools

Dimensions:

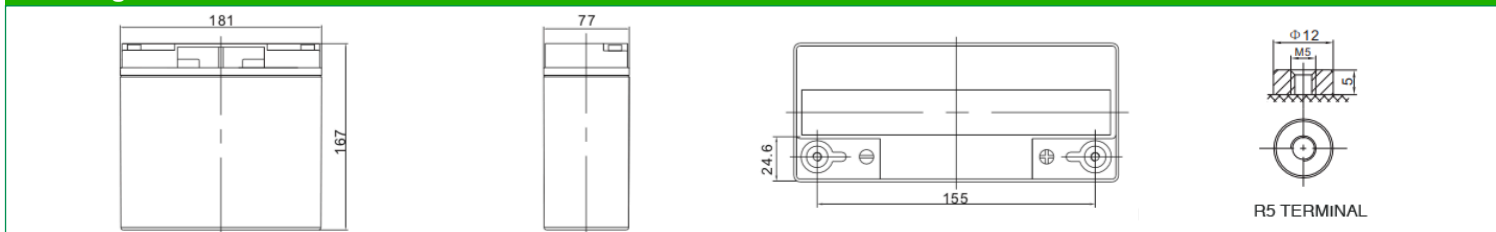
Length	181±1mm (7.13 inches)
Width	77±1mm (3.03 inches)
Height	167±1mm (6.57 inches)
Total Height	167±1mm (6.57 inches)

Specification:

Cells Per Unit	6
Voltage Per Unit	12
Nominal Capacity	88W@15min-rate to 1.67V per cell @25°C
Weight	Approx. 6.30 Kg ±2%
Internal Resistance	Approx. 10 mΩ
Terminal	R5
Max. Discharge Current	220A (5 sec)
Design Life	8 years floating Eurobat (20°C): 6-9 years General Purpose
Recommended Maximum Charging Current	6.6 A
Reference Capacity	C20 22.0AH
Standby Use Voltage	13.7 V~13.9 V @ 25°C Temperature Compensation: -3mV/°C/Cell
Cycle Use Voltage	14.6 V~14.8 V @ 25°C Temperature Compensation: -4mV/°C/Cell
Operating Temperature Range	Discharge: -15°C~50°C Charge: -10°C~45°C Storage: -15°C~50°C
Normal Operating Temperature Range	25°C±5°C
Self Discharge	LIVEN Valve Regulated Lead Acid (VRLA) batteries can be stored for up to 6 months at 25°C and then recharging is recommended. Monthly Self-discharge ratio is less than 3% at 25°C. Please charge batteries before using.
Container Material	A.B.S. UL94-HB, UL94-V0 Optional.



Drawing:



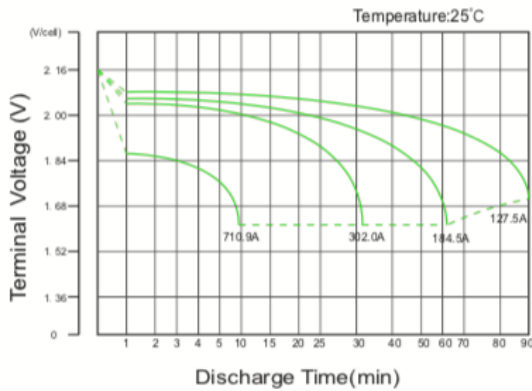
Constant Current Discharge (CC, Unit: A) at 25°C (77°F)

F.V/Time	3MIN	5MIN	8MIN	10MIN	15MIN	20MIN	30MIN	60MIN	90MIN
1.60V	99.10	86.17	71.64	63.21	49.86	40.36	29.55	17.23	12.56
1.67V	91.70	79.74	67.21	59.31	47.26	37.65	28.17	16.42	11.96
1.70V	87.88	76.42	64.84	57.16	45.81	36.21	27.37	15.95	11.60
1.75V	83.01	72.18	61.60	53.68	43.66	35.22	26.60	15.69	11.34
1.80V	78.07	67.89	58.36	50.17	41.47	34.18	25.79	15.38	11.06
1.85V	72.86	63.36	54.87	46.51	39.11	32.98	24.83	15.01	10.73

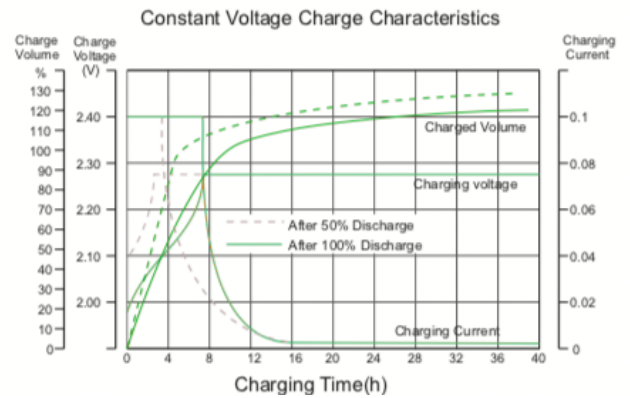
Constant Power Discharge (CP, Unit: W/Battery) at 25°C (77°F)

F.V/Time	3MIN	5MIN	8MIN	10MIN	15MIN	20MIN	30MIN	60MIN	90MIN
1.60V	1074.0	936.0	792.0	702.0	556.2	445.2	326.4	191.4	139.8
1.67V	1008.0	876.0	750.0	666.0	532.8	419.4	314.4	184.2	134.4
1.70V	978.0	846.0	732.0	648.0	522.0	408.0	309.0	180.6	132.0
1.75V	936.0	810.0	702.0	618.0	504.0	402.0	304.2	180.0	130.8
1.80V	888.0	774.0	678.0	584.4	486.0	395.4	299.4	178.8	129.6
1.85V	846.0	738.0	648.0	552.6	467.4	389.4	294.0	178.2	127.8

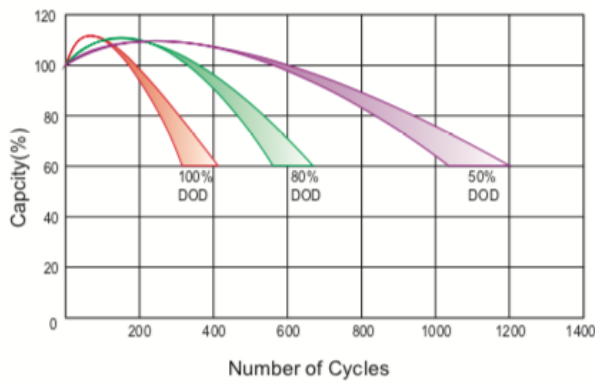
Discharge Characteristics Curve



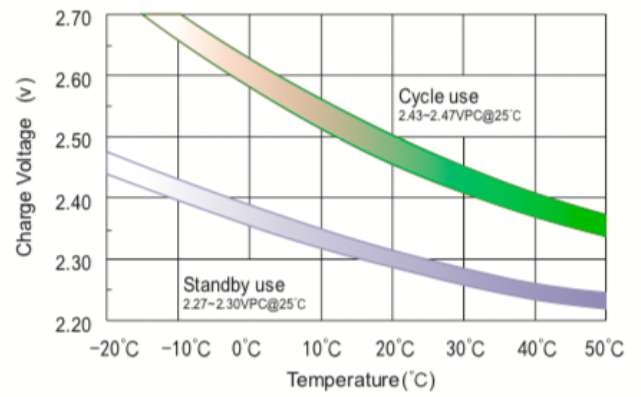
Charge Characteristic Curve For Standby Use



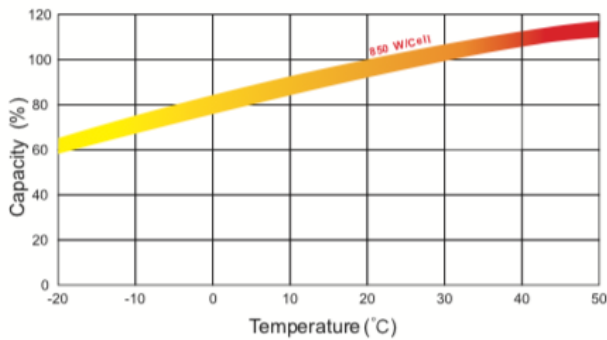
Cycle Life In Relation To Depth Of Discharge (up to 15')



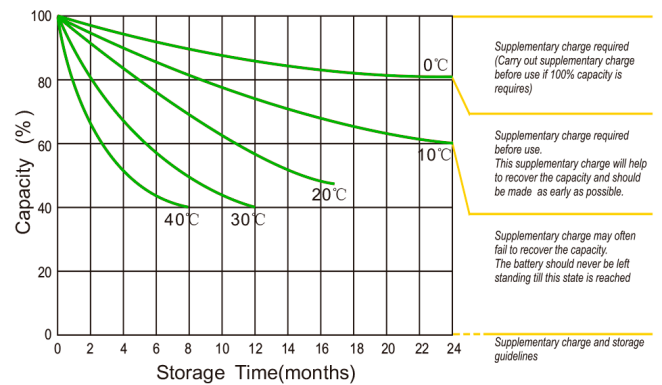
Relationship Between Charging Voltage And Temperature



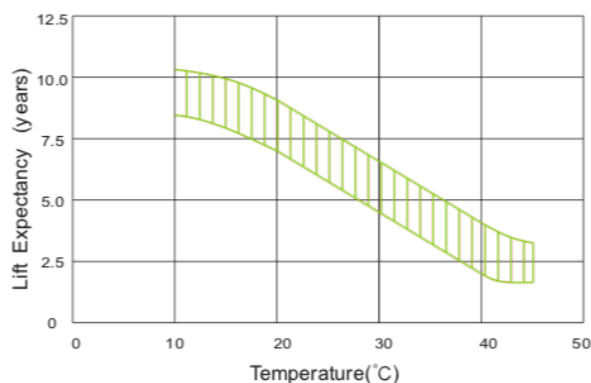
Temperature Effects On Capacity



Storage Characteristics



Effect Of Temperature On Long Term Life



Life Characteristics Of Standby Use

