

LIVEN LVH Series

AGM (Absorbent Glass Material) technology with gas recombination. The LVH series Valve Regulated Lead Acid (VRLA) battery is designed for heavy load discharge applications with 15 years design life in float service. By using strong grids and specially designed active material is with lower I.R, lower self discharge rate, high power, and longer service life performance. Generally the LVH series offers 30% more power output than the standard range.

Application:

- High Power
- Uninterrupted Power Supplies
- Datacenters
- Emergency backup power supply
- Alarm and security system
- Communication power supply
- DC power supply
- Electric Tools

Dimensions:

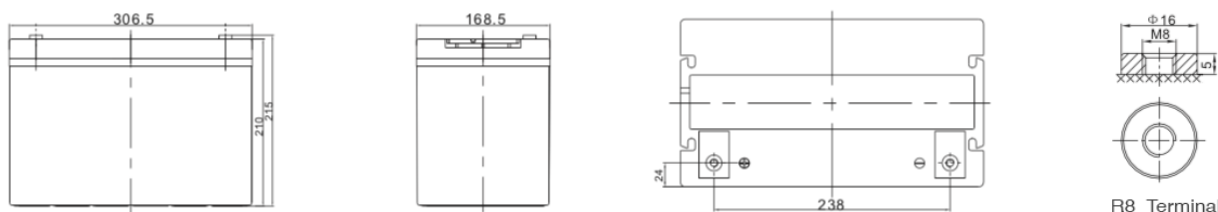
Length	306.5±1mm (12.1 inches)
Width	168.5±1mm (6.63 inches)
Height	210±1mm (8.27 inches)
Total Height	215±1mm (8.46 inches)

Specification:

Cells Per Unit	6
Voltage Per Unit	12
Nominal Capacity	350W@15min-rate to 1.67V per cell @25°C
Weight	Approx. 29.0 Kg ±2%
Internal Resistance	Approx. 5.0 mΩ
Terminal	R8
Max. Discharge Current	900A (5 sec)
Design Life	15 years floating Eurobat (20°C): >12 years Very Long Life
Recommended Maximum Charging Current	27.0 A
Reference Capacity	C20 90.0AH
Standby Use Voltage	13.6 V~13.8 V @ 25°C Temperature Compensation: -3mV/°C/Cell
Cycle Use Voltage	14.6 V~14.8 V @ 25°C Temperature Compensation: -4mV/°C/Cell
Operating Temperature Range	Discharge: -20°C~60°C Charge: 0°C~50°C Storage: -20°C~60°C
Normal Operating Temperature Range	25°C±5°C
Self Discharge	LIVEN Valve Regulated Lead Acid (VRLA) batteries can be stored for up to 6 months at 25°C and then recharging is recommended. Monthly Self-discharge ratio is less than 3% at 25°C. Please charge batteries before using.
Container Material	A.B.S. UL94-HB, UL94-V0 Optional.



Drawing:



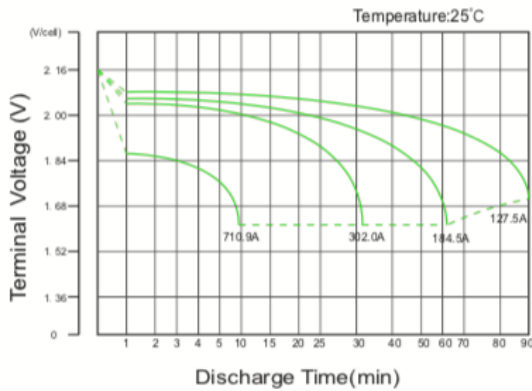
Constant Current Discharge (CC, Unit: A) at 25°C (77°F)

F.V/Time	5MIN	8MIN	10MIN	15MIN	20MIN	30MIN	60MIN	90MIN
1.60V	327.7	280.6	252.4	200.5	161.1	118.1	67.9	50.3
1.67V	303.2	263.2	236.8	190.1	150.2	112.5	64.7	47.9
1.70V	290.6	254.0	228.3	184.2	144.5	109.4	62.8	46.4
1.75V	274.5	241.3	214.3	175.6	140.6	106.3	61.8	45.4
1.80V	258.2	228.6	200.3	166.8	136.4	103.0	60.6	44.3
1.85V	240.9	214.9	185.7	157.3	131.6	99.2	59.1	43.0

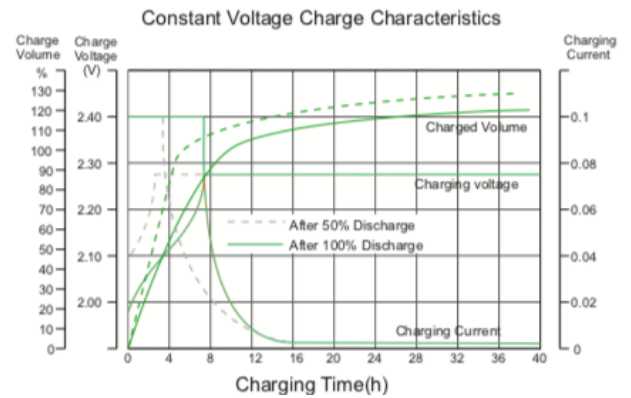
Constant Power Discharge (CP, Unit: W/Battery) at 25°C (77°F)

F.V/Time	5MIN	8MIN	10MIN	15MIN	20MIN	30MIN	60MIN	90MIN
1.60V	3504.0	3048.0	2754.0	2202.0	1776.0	1302.0	756.0	559.8
1.67V	3276.0	2886.0	2610.0	2106.0	1674.0	1254.0	726.0	538.2
1.70V	3180.0	2820.0	2550.0	2070.0	1626.0	1236.0	714.0	528.0
1.75V	3036.0	2712.0	2424.0	1998.0	1602.0	1218.0	708.0	523.2
1.80V	2898.0	2604.0	2298.0	1926.0	1578.0	1194.0	708.0	517.8
1.85V	2760.0	2502.0	2172.0	1848.0	1554.0	1176.0	702.0	512.4

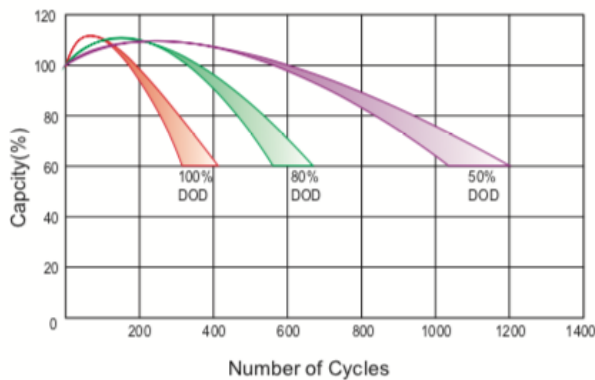
Discharge Characteristics Curve



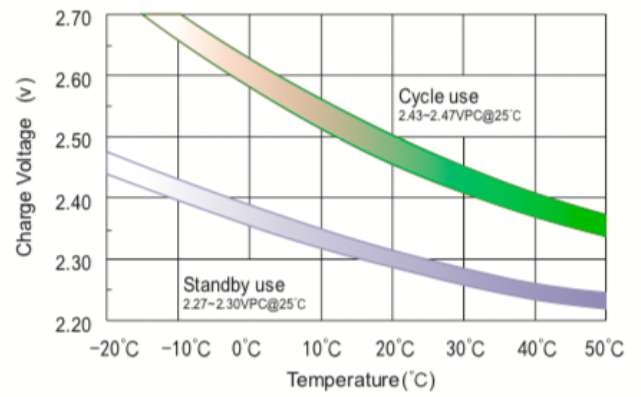
Charge Characteristic Curve For Standby Use



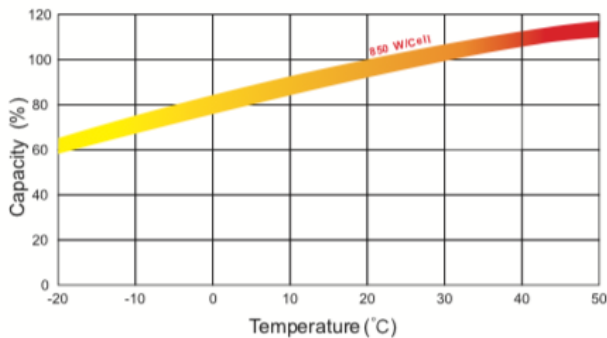
Cycle Life In Relation To Depth Of Discharge



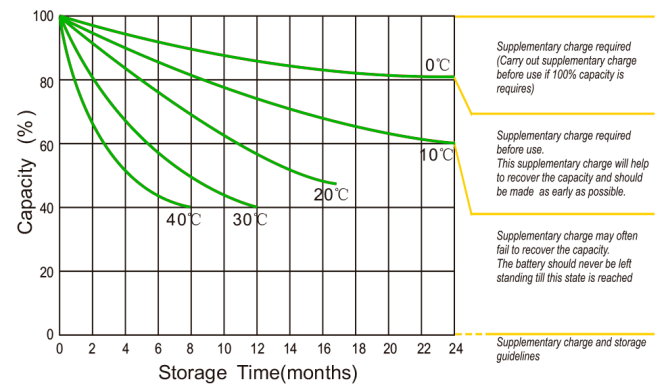
Relationship Between Charging Voltage And Temperature



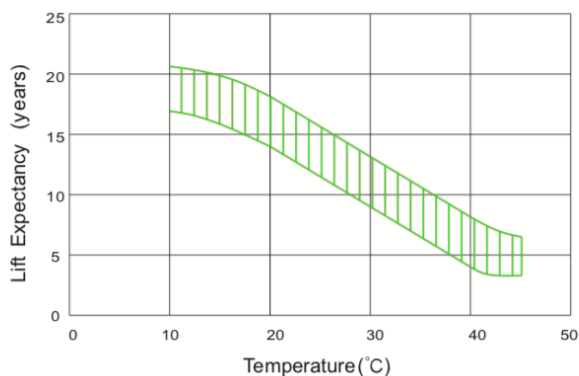
Temperature Effects On Capacity



Storage Characteristics



Effect Of Temperature On Long Term Life



Life Characteristics Of Standby Use

